

# MAMO SOLO 180

## PRODUCT INFORMATION:

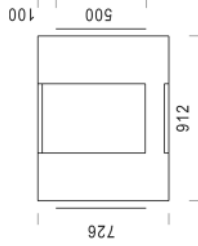
**Thermal energy:** 77,2 kWh  
**Energy efficiency:** 89 %  
**CO%:** 0,08 %  
**Heat storage capacity:**  
 100% after 8,7 hours  
 50% after 30,4 hours  
 25% after 50,6 hours

## PRODUCT NUMBER:

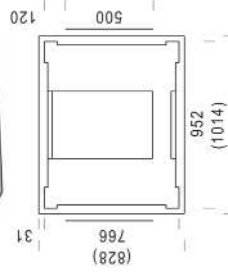
Product	Product number	Weight kg	Height mm
MAMO SOLO 180	3S180	2320	1824
MAMO SOLO 180-1	3S180-1	2370	1824
MAMO SOLO 180-2	3S180-2	2370	1824

## NEEDED FOR ASSEMBLY:

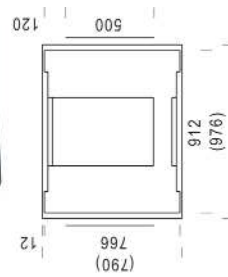
\* Mortar 2 x 25 kg (not included in NunnaUuni delivery)



MAMO SOLO 180



MAMO SOLO 180-2



MAMO SOLO 180-1

## PRODUCT INFORMATION

	BAKING OVEN / BAKING SPACE		FIREWOOD			FLUE CALCULATION VALUES <sup>(1)</sup>				MAX. FLUE TEMPERATURE IN SECURITY TEST
	Width [mm]	Depth [mm]	Length fireplace / cooker [cm]	Max amount of wood [kg]	Length baking oven [cm]	Flue gas temperature [°C]	Min. flue draught [Pa]	Mass flow [g/s]	Flue connection Ø	Temperature °C
Mamo Solo 180	384	548	33	20	-	172	-15	19	180	257

## FLUE CONNECTION TABLE

	RECOMMENDED FLUE [mm]			FLUE CONNECTION MEASUREMENTS [mm]			INCOMING AIR				
	approx. 150x150	approx. 150x200	approx. 150x300	round Ø	[A]	[B]	[C]	Incoming air pipe location L [mm]	Replacement air unit	HRT	Burning air approx. m³/h
Mamo Solo 180	-	x	x	180-210	150-180	250	350	570	-	920006	35 - 50

## SAFETY DISTANCES TO COMBUSTIBLE MATERIALS

	According to EN 15250		
	Behind	On the sides	Top
Mamo Solo 180	1000	200	200
			Front
			1000

<sup>(1)</sup> The flue calculation values apply for countries that require flue calculation in accordance with the DIN 18160 and DIN EN 13384 standards. It is recommendable to contact chimney sweeper beforehand.

### NOTES!

The recommended minimum flue height is 5 m with Ø180 mm. In countries where the flue calculation is required, should the calculation be done according to the instructions and regulations of the flue calculation.

A damper designed for adjusting the draft is always recommended for a flue connection or flue. In the picture you can see the Finnish version.

**Country- and region-specific regulations must be adhered to when installing the fireplace**

